

GSE Solar Power Module 60 Watt

The GSE Solar Power Module uses the highest efficiency thin-film Copper Indium Gallium DiSelenide (CIGS) solar cells. The GSE line of solar power modules are designed to provide reliable power and are industry conventional framed.

Product Features

Product uses Copper Indium Gallium diSelenide (CIGS) technology:

- High efficiency thin-film technology
- Cell efficiency increases after outdoor exposure
- Highest daily energy yield per rated watt
- Proven outdoor reliability
- CIGS technology has no light-induced degradation
- CIGS technology is superior under low light level conditions
- Operating voltage designed for optimal charging of lead-acid batteries

Applications

GSE Solar Power Modules can be used in these applications:

- Rural electrification
- Railroad signals
- Recreational vehicles
- Emergency communication systems
- Water quality and environmental data monitoring systems
- Microwave/Radio repeater stations
- Aviation obstruction lights
- Desalination systems
- Medical facilities in rural areas
- Remote lighting

Physical Features

GSE Solar Power Modules have these physical features:

- Standard frame for easy installation
- Low iron tempered glass for maximum light transmission and weather resistance
- IEC/CE/UL compliant multi contact PV cable/ junction box and connectors 29.5" (750mm)
- Easy to install:
- Torsion and corrosion resistant anodized aluminum frame ensures dependable performance under harsh weather conditions
- Mounts to industry standard frames and racks
- 2 grounding holes
- Bypass Diode

Performance Warranty

GSE Solar Power Modules performance warranty provides:

- 2 year limited warranty on workmanship and materials
- 25 year limited warranty on power output



022707

GSE Solar Power Module 60 Watt

Electrical Features

Electrical Specifications	PN 33060-O
Maximum Power	60 W
Current at Operating Voltage	3.5 A
Operating Voltage	17.5 V
Open Circuit Voltage (Voc)	25 V
Short Circuit Current (Isc)	4.5 A
Temperature Coefficient for Power	-0.5% / °C
Temperature Coefficient for Voltage	-0.5% / °C
Bypass Diode Voltage	200 V
Bypass Diode Current	12 A
Maximum Series Fuse	10 A
Maximum System Voltage	600 V

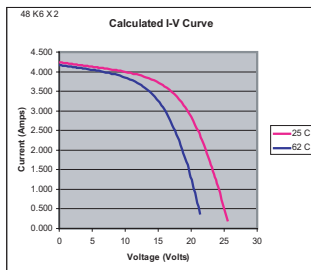
Data at Standard Test Conditions (STC)
 STC: irradiance level 1000W / m², spectrum AM 1.5 and cell temperature 25° C
 Expose the module to sunlight for 1-2 days for best measurement results. Rating tolerance +/- 15%

Physical Features

Dimensions	PN 33060-O
Length	635 (25in)
Width	1180 (46.5in)
Depth	34.5 (1.36in)
Weight (with frame)	9kg (19.8lbs)

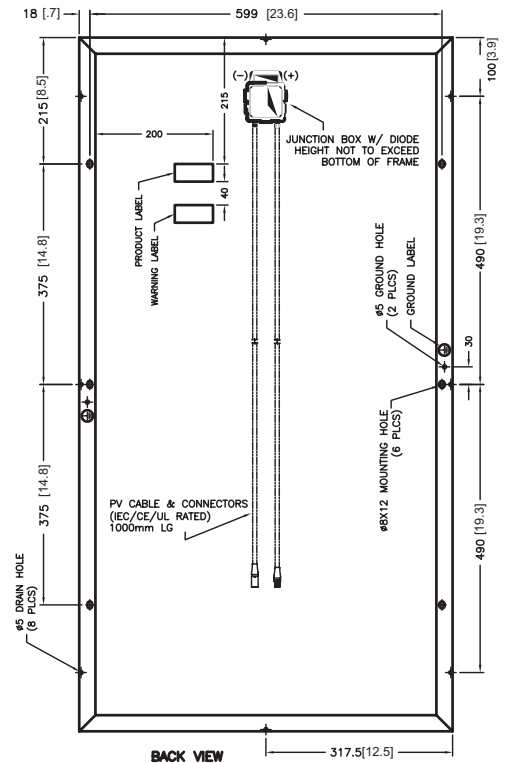
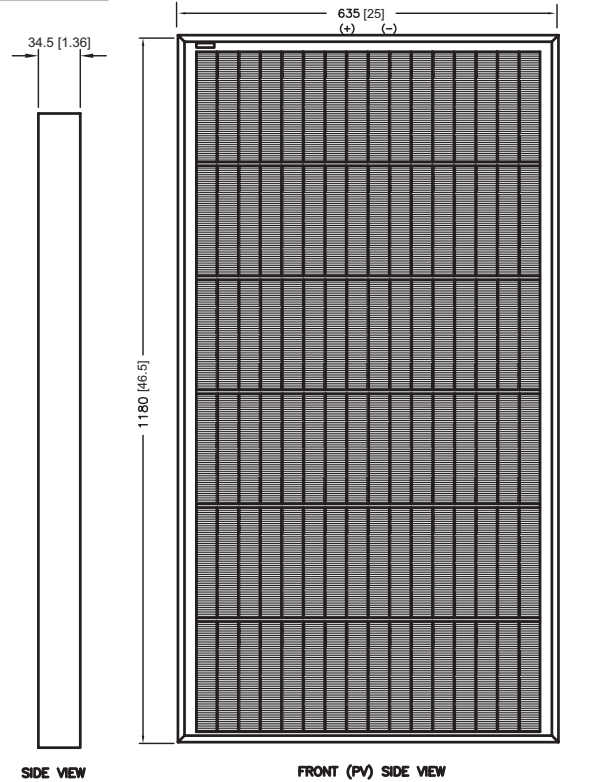
Quality Assurance

- IEC 61646 Compliant
- ISO9001-2000 certified manufacturing



The I/V graph above shows the typical performance of the solar module at STC

WARNING – Solar Power Modules generate electricity when exposed to light, even when not connected in a circuit. Shocks and burns can result from contact with module output wiring, misuse or improper connections. Check with installer.



GSE reserves the right to modify these specs without notice.